










# UFS Home Learning Timetable - Summer 1, Week 1

	Topic	Maths	Favourite 5
Monday	<p>L.O. I can use past tense forms accurately when speaking about things from the past.</p> <p>See <b>Topic Slides</b> available on <b>UFS home-learning page</b>.</p> <p>Download from the home learning page accompanying resources:</p> <ul style="list-style-type: none"> <li>- 'What is a dinosaur?' PowerPoint</li> <li>- Bordered dinosaur writing paper</li> </ul>  	<p>L.O. I can use everyday language to talk about size, weight, capacity, position, distance, time and money to compare quantities and objects and to solve problems.</p> <p>I can recognise, create and describe patterns.</p> <p>I can explore characteristics of everyday objects and shapes and use mathematical language to describe them.</p> <p>See <b>Maths Slides</b> available on <b>UFS home-learning page</b>.</p> <p>Download from the home learning page accompanying resources:</p> <ul style="list-style-type: none"> <li>- Ordering Dinosaurs Activity</li> </ul> 	<p><u><a href="#">Monsters Love Underpants</a></u></p> 


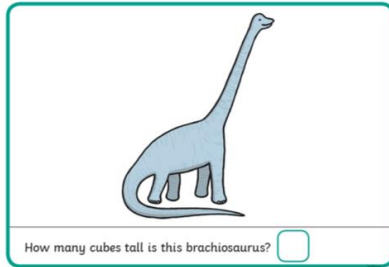

# UFS Home Learning Timetable - Summer 1, Week 1

	Topic	Maths	Favourite 5
Tuesday	<p>L.O. I can make observations of animals and explain why they may have such features.</p> <p>See <b>Topic Slides</b> available on <b>UFS home-learning page</b>.</p> <p>Download from the home learning page accompanying resources:</p> <ul style="list-style-type: none"> <li>- Labelling dinosaur body-parts worksheet (copy-write / independent write)</li> </ul> <div data-bbox="221 922 481 1292"> <p><b>Label the Dinosaur – (C)</b></p> <p>Match the words at the bottom with the correct body parts of the Triceratops. Carefully copy write the words into the box.</p>  <p>tail   mouth   horns legs   frill</p> </div> <div data-bbox="533 922 792 1292"> <p><b>Label the Dinosaur – (I)</b></p> <p>Write the name of the body parts shown on this Tyrannosaurus Rex. Use your phonics knowledge to help you to spell the word.</p>  <p>Write a sentence about it.</p> </div>	<p>L.O. I can use everyday language to talk about size, weight, capacity, position, distance, time and money to compare quantities and objects and to solve problems.</p> <p>I can recognise, create and describe patterns.</p> <p>I can explore characteristics of everyday objects and shapes and use mathematical language to describe them.</p> <p>See <b>Maths Slides</b> available on <b>UFS home-learning page</b>.</p> <p>Download from the home learning page accompanying resources:</p> <ul style="list-style-type: none"> <li>- Measuring Dinosaurs Activity (using non-standard units e.g. blocks)</li> </ul> <div data-bbox="884 1077 1310 1364">  <p>How many cubes long is this apatosaurus? <input type="text"/></p> </div>	<p><u>Pirates Love Underpants</u></p> 


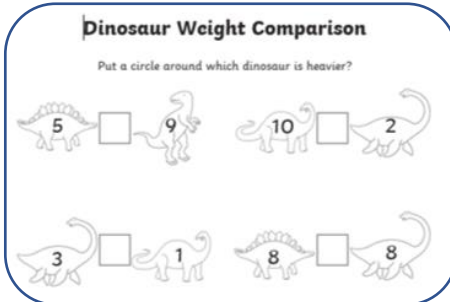

# UFS Home Learning Timetable - Summer 1, Week 1

	Music	Dance	Favourite 5
Wednesday	 <p>Learning from home with Yumu</p> <p>Your child's login details can be located on a sticker on the front of the <i>Home Learning Pack</i>.</p> <p>This week you should be accessing UNIT: Music at home - Big Bear Funk.</p>	<p><u><i>Tiny the T-Rex</i></u></p> 	<p><u><i>Aliens Love Underpants</i></u></p> 

# UFS Home Learning Timetable - Summer 1, Week 1

	Topic	Maths	Favourite 5
Thursday	<p>L.O. I can compare animals and identify similarities and differences.</p> <p>See <b>Topic Slides</b> available on <b>UFS home-learning page</b>.</p> <p>Download from the home learning page accompanying resources:</p> <ul style="list-style-type: none"> <li>- Dinosaur sorting cards activity</li> </ul> 	<p>L.O. I can use everyday language to talk about size, weight, capacity, position, distance, time and money to compare quantities and objects and to solve problems.</p> <p>I can recognise, create and describe patterns.</p> <p>I can explore characteristics of everyday objects and shapes and use mathematical language to describe them.</p> <p>See <b>Maths Slides</b> available on <b>UFS home-learning page</b>.</p> <p>Download from the home learning page accompanying resources:</p> <ul style="list-style-type: none"> <li>- Measuring Dinosaurs Activity (using standard units e.g. a ruler)</li> </ul> 	<p><u><a href="#">Dinosaurs Love Underpants</a></u></p> 

# UFS Home Learning Timetable - Summer 1, Week 1

	Topic	Maths	Favourite 5
Friday	<p>L.O. I can build up and extend my vocabulary, naming and exploring the meaning of new words.</p> <p>See <b>Topic Slides</b> available on <b>UFS home-learning page</b>.</p> <p>Download from the home learning page accompanying resources:</p> <ul style="list-style-type: none"> <li>- Dinosaur Power Point</li> <li>- Labelling dinosaurs sheet</li> </ul>  <p>The worksheet shows various dinosaurs with blank boxes for labels. A legend at the bottom identifies the dinosaurs: Stegosaurus, Pterodactyl, Brachiosaurus, Velociraptor, and Apatosaurus.</p>	<p>L.O. I can use everyday language to talk about size, weight, capacity, position, distance, time and money to compare quantities and objects and to solve problems.</p> <p>I can recognise, create and describe patterns.</p> <p>I can explore characteristics of everyday objects and shapes and use mathematical language to describe them.</p> <p>See <b>Maths Slides</b> available on <b>UFS home-learning page</b>.</p> <p>Download from the home learning page accompanying resources:</p> <ul style="list-style-type: none"> <li>- Dinosaur Weight Comparison</li> </ul>  <p>The worksheet asks the student to put a circle around which dinosaur is heavier. It shows four pairs of dinosaurs with numbers indicating weight: 5 vs 9, 10 vs 2, 3 vs 1, and 8 vs 8.</p>	<p><u>Aliens Love Dinopants</u></p>  <p>The book cover features a large orange dinosaur wearing a blue and white striped pair of pants, surrounded by small colorful aliens in a space setting.</p>



# UFS Home Learning Timetable - Summer 1, Week 1

## Phonics:



Phonics provision will be sent home via the **Evidence Me** app. Each week staff will send links to phonics videos from the Read Write Inc. portal that closely match your child's ability. Please continue to practise letter formation either in the booklets we sent home previously or simply in their exercise book.

## Contacts:



Mrs Ward is the designated member of staff supporting Early Years children learning from home. Please find her details listed below:

Email - [EYFSLead@daneroyd.com](mailto:EYFSLead@daneroyd.com)